

Sign into online banking

Choose an account



Logging in: Sep 01, 2020

Home Accounts Transfer Bill Payment TempoBank.com

Home

Alerts

You have no alerts.

Manage Alerts

Bil

Accounts

Edit Accounts Print

CHECKING ACCOUNT

Available balance

Transfer

Pa



Choose Documents

Welcor




CHECKING ACCOUNT – ** [REDACTED]



Account information

This will open a new page

If you agree to the terms, click PDF Document.
You have to have PDF downloaded on your device.




eStatements Enrollment - Accept Disclosure Agreement
Read the disclosure and choose "I agree" below to access your statements electronically.

Print

Tempo Bank eStatements Disclosure

Enter the confirmation code contained in this PDF document.

Confirmation Code



This new window will open with your code. Copy the code by highlighting and copying or just manually type in the code.

The image shows a screenshot of a web browser with two windows. The left window is a Temporo Bank website with a confirmation code entry form. The right window is a PDF document titled "eSign.pdf" which displays the code "KMS47". An arrow points from the text above to the code in the PDF.

Temporo Bank | Checking account | estatements

Enter the confirmation code contained in this PDF document.

Confirmation Code

I AGREE I DISAGREE

https://ibank.hepsiian.com/visiondxcv/enrollment/enrollDisclosure

https://ibank.hepsiian.com/visiondxcv/eSign.pdf - Internet Explorer

https://ibank.hepsiian.com/visiondxcv/eSign.pdf

Your Code Is:
KMS47

Place the copied code, or manually type the code into the confirmation code box and click agree.

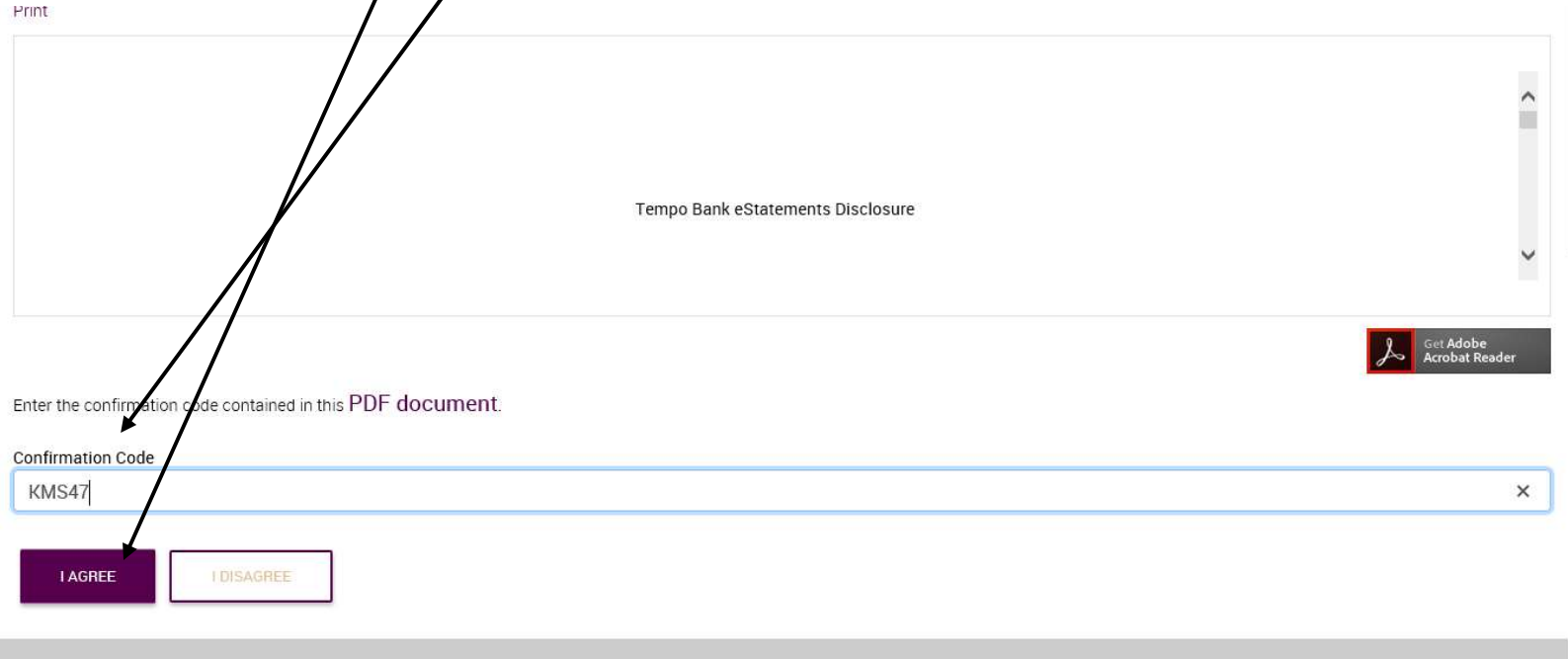
Print

Tempo Bank eStatements Disclosure

Enter the confirmation code contained in this PDF document.

Confirmation Code

I AGREE I DISAGREE



This is where you can select which accounts you want to receive estatements on. Click Next

UAW

eStatements Enrollment - User Information

Notifications of eStatement availability will be sent to the email address listed below. To update this email address, use the Online Banking Options.

[REDACTED] This will be your email address

eStatements Enrollment - Select Statement Delivery Options

Your statements will be delivered electronically. If you want to change how you receive a statement, select and check one of the boxes next to the account.

Account Type	Account Number	e-Statement	Paper Statement
Savings	*****5284	<input checked="" type="radio"/>	<input type="radio"/>
Checking	*****0258	<input checked="" type="radio"/>	<input type="radio"/>

This is where you confirm which accounts you want to receive statements on. Click Enroll



eStatements Enrollment - Confirm User Information

Verify your email address. To update this email address, use the Online Banking Options.

Email Address:

[REDACTED] This will be your email address

Verify your statement delivery options. Click Previous to return and make changes.

Account Type	Account Number	e-Statement	Paper Statement
Savings	*****5284	<input checked="" type="radio"/>	<input type="radio"/>
Checking	*****0258	<input checked="" type="radio"/>	<input type="radio"/>

You are now enrolled for estatements.

Choose view history

HANK

View Statements ▾ Account Access ▾ Help Sign Out

Statements

Statements are viewed in Adobe Acrobat Reader. Click the icon to download Adobe Acrobat Reader.

Checking ^

Checking [REDACTED]

- View Statement
- View History
- View Associated Notice

Savings ^

Savings [REDACTED]

- View Statement
- View History

You can choose which month you want to look at

Help Sign Out

View History - Checking - *****0258 X

er. Click the icon

- 2020
 - September 30, 2020
 - August 31, 2020
 - July 31, 2020
 - June 30, 2020
 - May 29, 2020
 - April 30, 2020
 - March 31, 2020
 - February 28, 2020
 - January 31, 2020
- 2019
 - December 31, 2019
 - November 29, 2019
 - October 31, 2019

NEXT